

\*Door as viewed from the exterior

Folding Door Parts

Qty.	Description
1	2 E3 CPS Pivot Set
2	2 E3 WPS Middle Wall Pivot (used with doors over 90" Height)
3	1 Hardware Set
4	3 CICS Intermediate Carner Set
5	2 E3 HSS Flat Hinge Set with Handle
6	1 E3 HHSS Offset Hinge Set with Handle

Qty.	Description
7	1 Centor Magnets

Project:

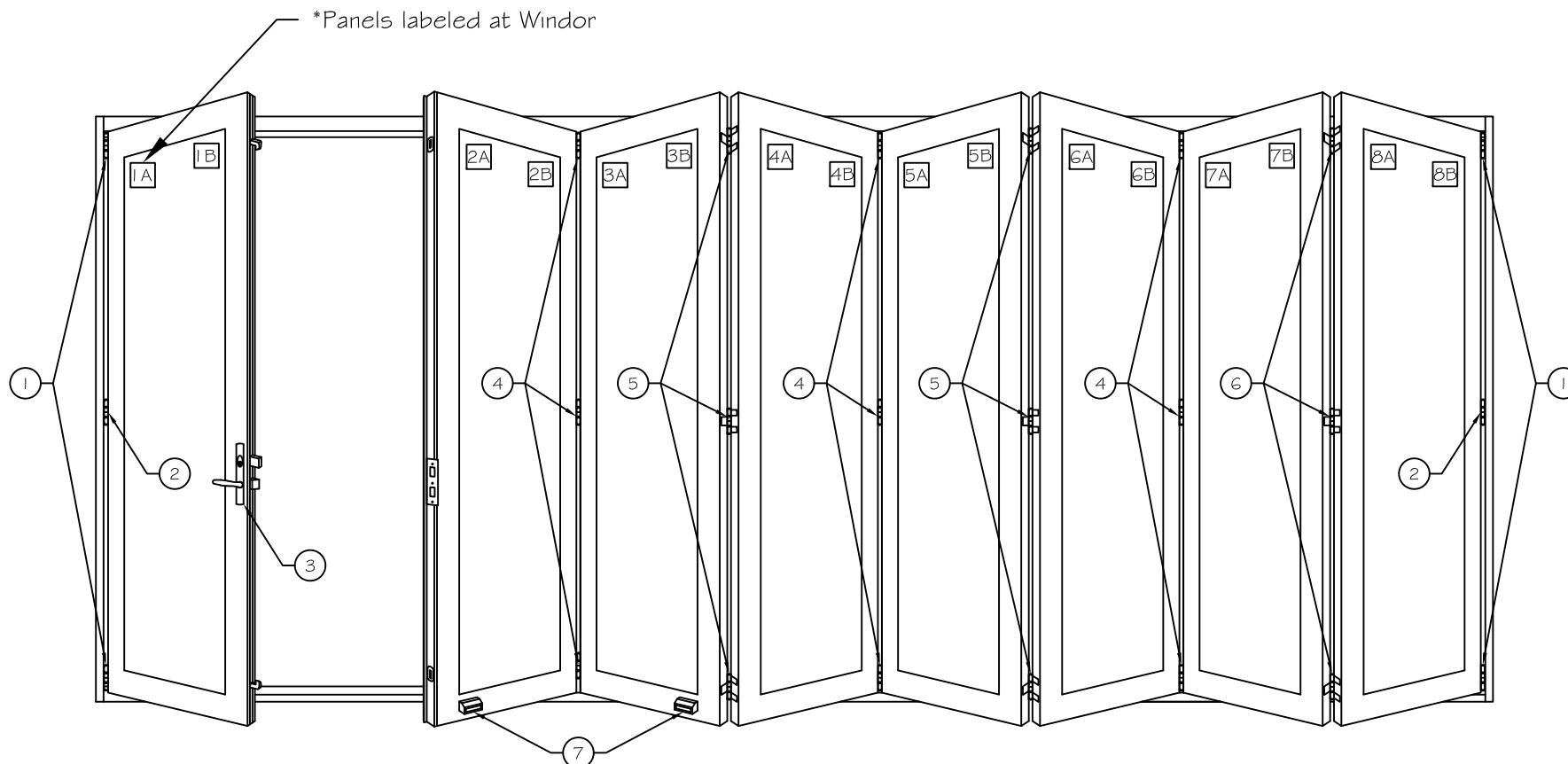
File name: 3750 Folding Door Parts - Doors 6'-8' Height

Date: 20200716

Notes:

Layout: 8.1.7P

Drawn By: J Johnson



\*Door as viewed from the exterior

#### Folding Door Parts

Qty.	Description
1	2 E3 CPS Pivot Set
2	2 E3 WPS Middle Wall Pivot (used with doors over 90" Height)
3	1 Hardware
4	3 CICS Intermediate Carrier Set
5	2 E3 HSS Flat Hinge Set with Handle
6	1 E3 HHSS Offset Hinge Set with Handle

Qty.	Description
7	1 Centor Magnets

Project:

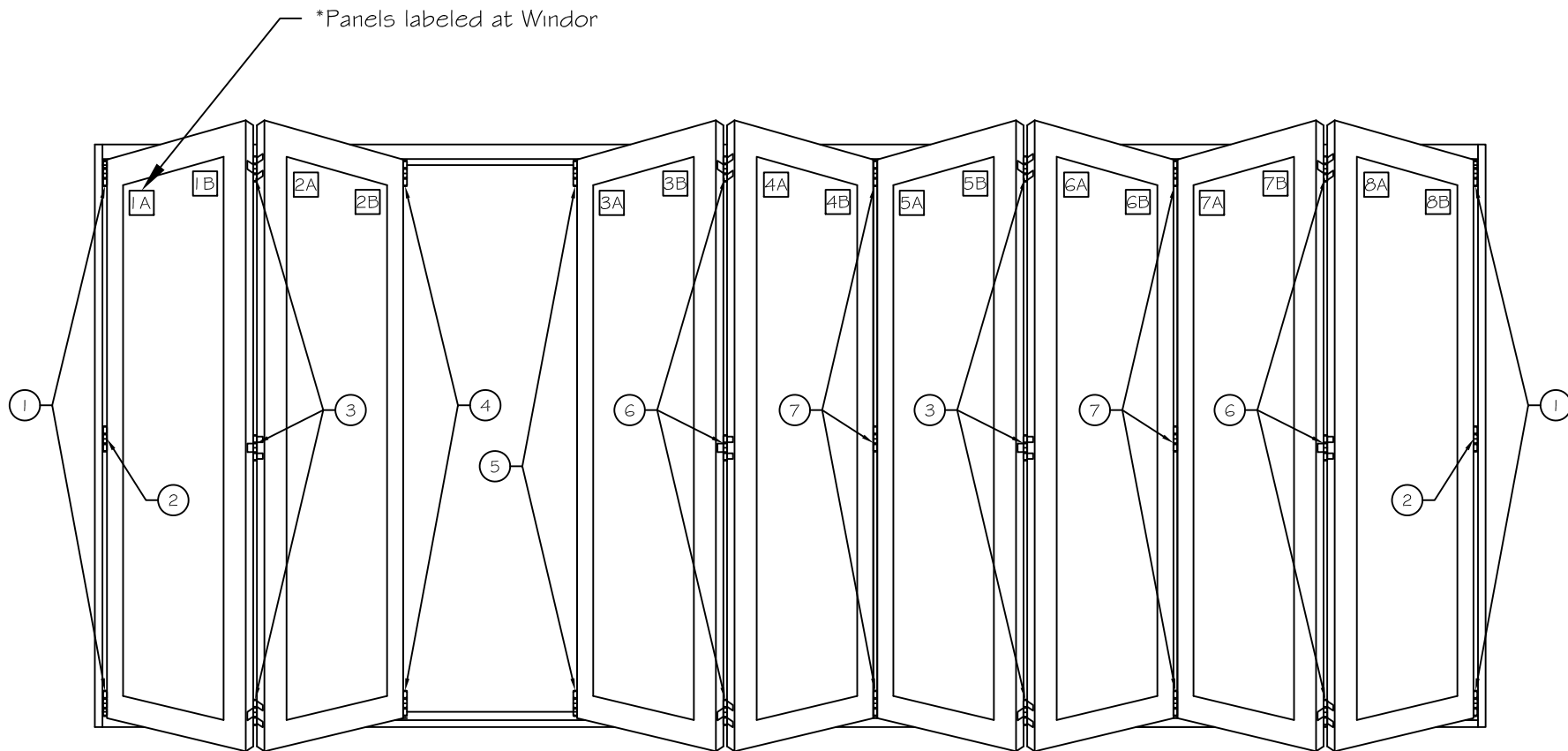
File name: 3750 Folding Door Parts - Doors 6'-8' Height

Date: 20200716

Notes:

Layout: 8.1 P.7

Drawn By: J Johnson



\*Door as viewed from the exterior

#### Folding Door Parts

	Qty.	Description		Qty.	Description	
1	2	E3 CPS Pivot Set		7	2	CICS Intermediate Carrier Set
2	2	E3 WPS Middle Wall Pivot (used with doors over 90" Height)				
3	2	E3 HSS Flat Hinge Set with Handle				
4	1	E3 CRCS Right Carrier Set				
5	1	E3 CLCS Left Carrier Set				
6	2	E3 HHSS Offset Hinge Set with Handle				

Project:

File name: 3750 Folding Door Parts - Doors 6'-8' Height

Date: 20200716

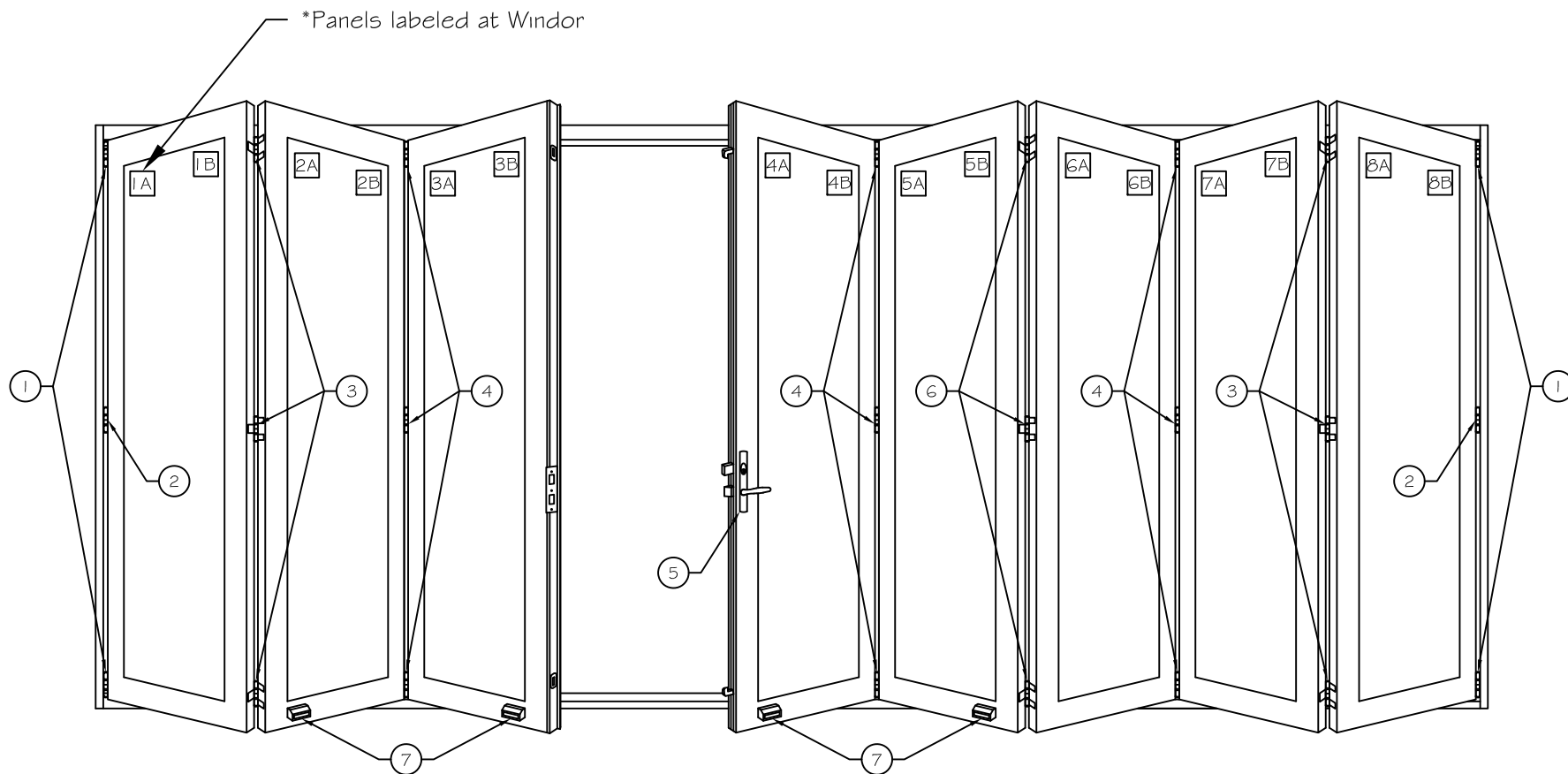
Notes:

Layout: 8.2.6

Drawn By: J Johnson

**CASCADE**  
WINDOWS

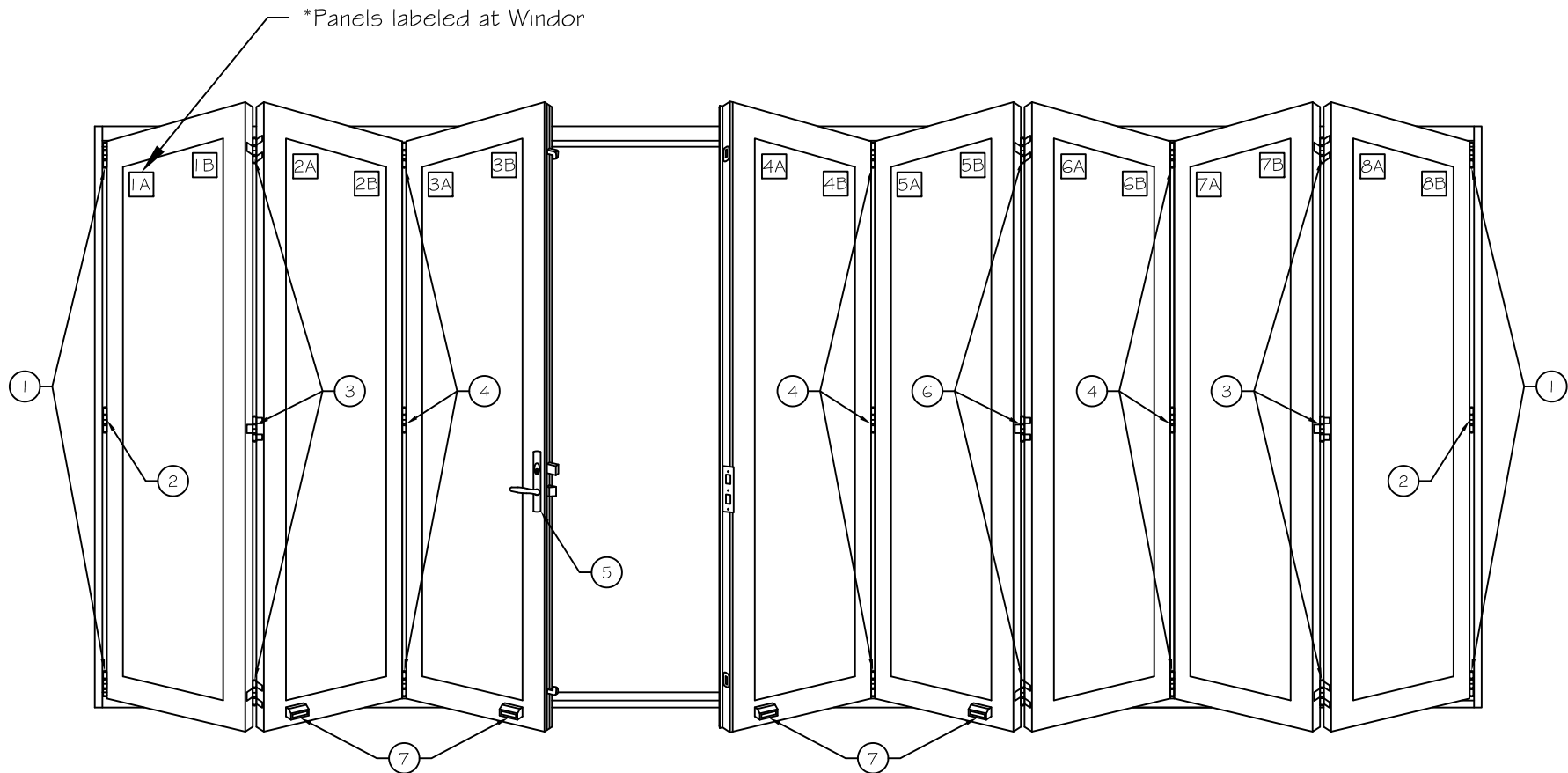
10507 E. Montgomery Ave.  
Spokane Valley, WA 99206



\*Door as viewed from the exterior

Folding Door Parts					
Qty.	Description		Qty.	Description	
1	2	E3 CPS Pivot Set	7	2	Centor Magnets
2	2	E3 WPS Middle Wall Pivot (used with doors over 90" Height)			
3	2	E3 HHSS Offset Hinge Set with Handle			
4	3	CICS Intermediate Carner Set			
5	1	Hardware Set			
6	1	E3 HSS Flat Hinge Set with Handle			

Project:	File name: 3750 Folding Door Parts - Doors 6'-8' Height	Date: 20200716
Notes:	Layout: 8.3.5P	Drawn By: J Johnson



\*Door as viewed from the exterior

#### Folding Door Parts

Qty.	Description
1	2 E3 CPS Pivot Set
2	2 E3 WPS Middle Wall Pivot (used with doors over 90" Height)
3	2 E3 HHSS Offset Hinge Set with Handle
4	3 CICS Intermediate Carrier Set
5	1 Hardware
6	1 E3 HSS Flat Hinge Set with Handle

Qty.	Description
7	2 Centor Magnets

Project:

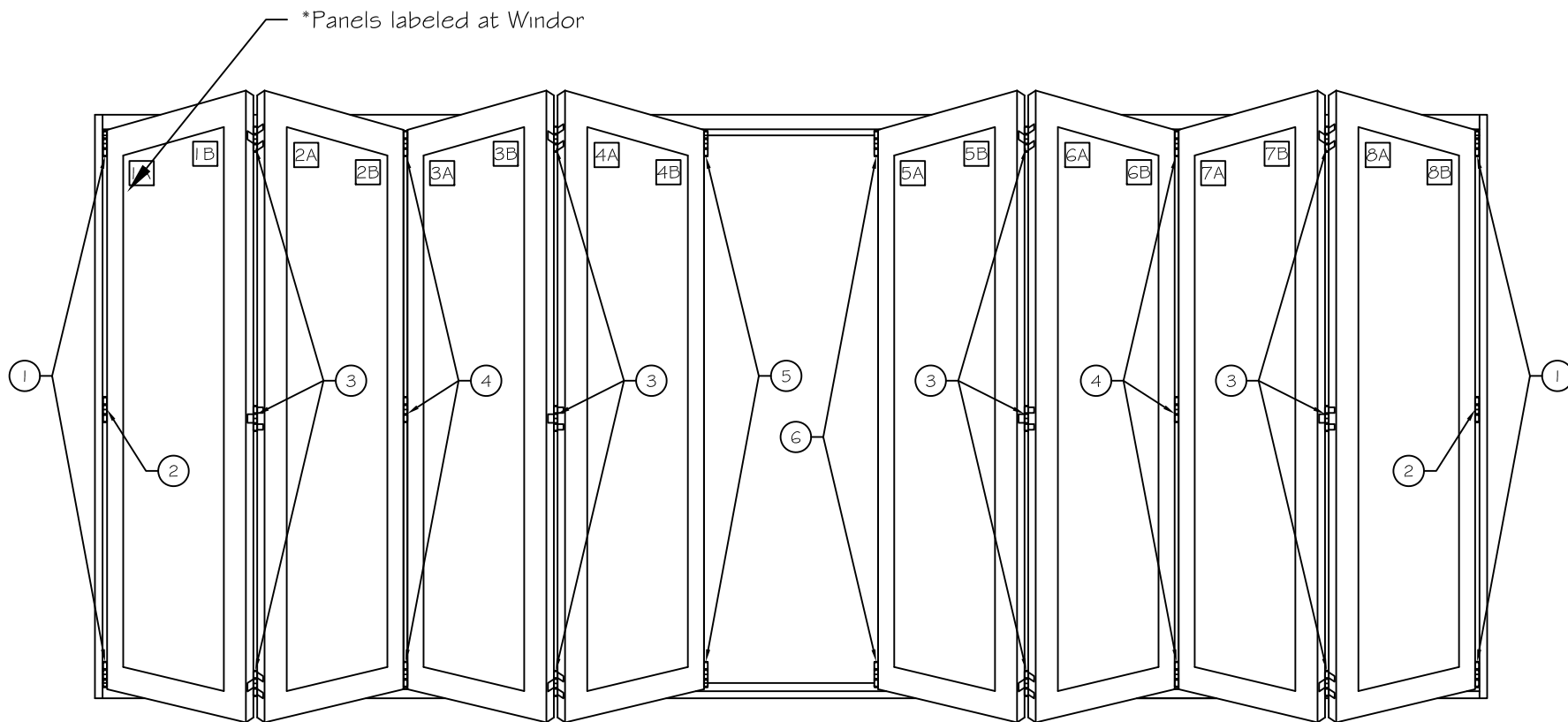
File name: 3750 Folding Door Parts - Doors 6'-8' Height

Date: 20200716

Notes:

Layout: 8.3P.5

Drawn By: J Johnson

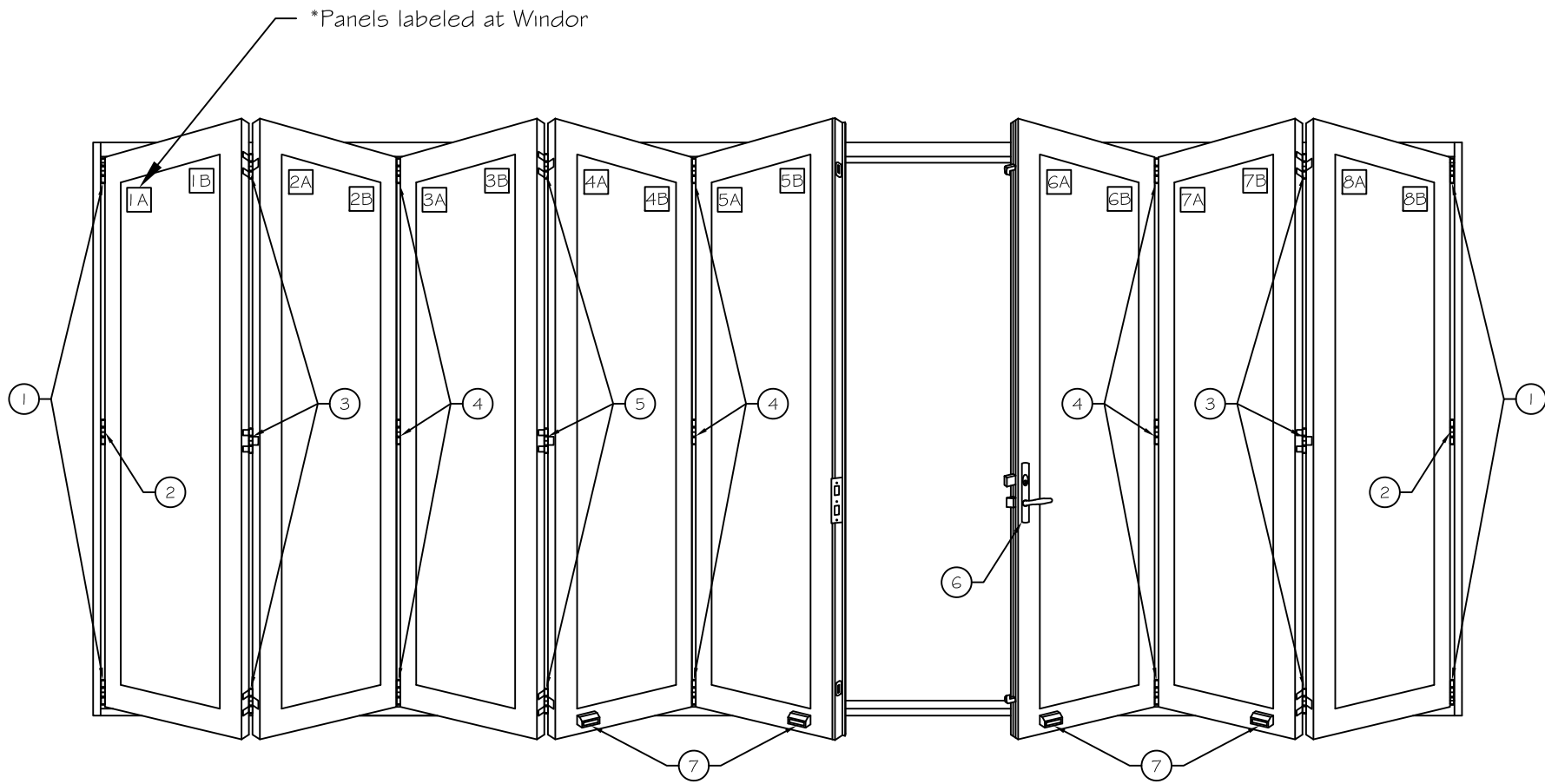


\*Door as viewed from the exterior

#### Folding Door Parts

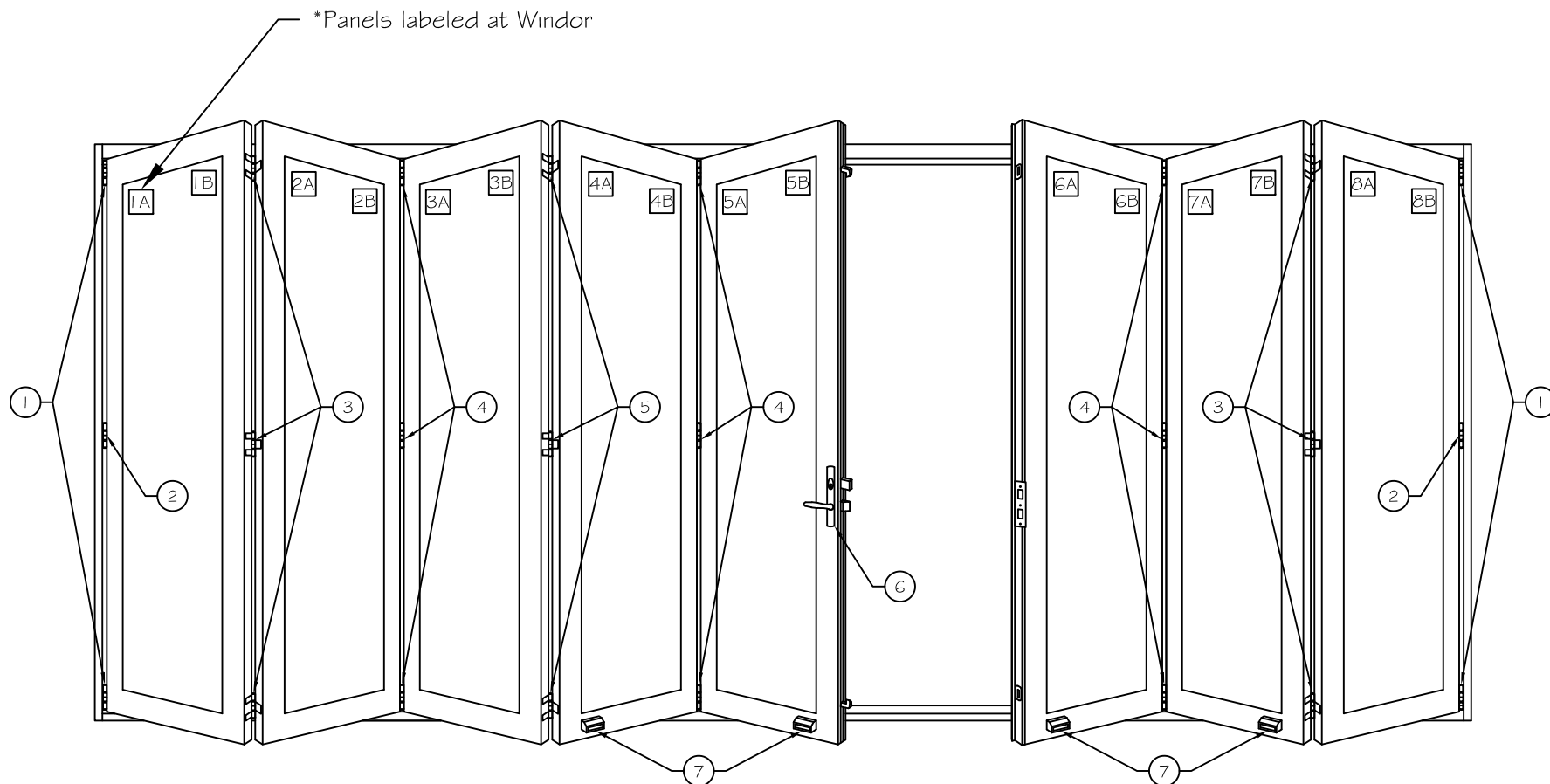
Qty.	Description	Qty.	Description
1	2	E3 CPS Pivot Set	
2	2	E3 WPS Middle Wall Pivot (used with doors over 90" Height)	
3	4	E3 HHSS Offset Hinge Set with Handle	
4	2	CICS Intermediate Carrier Set	
5	1	E3 CRCS Right Carrier Set	
6	1	E3 CLCS Left Carrier Set	

Project:	File name: 3750 Folding Door Parts - Doors 6'-8' Height	Date: 20200716
Notes:	Layout: 8.4.4	Drawn By: J Johnson



A	B	C	D	E	F	G
Folding Door Parts						
	Qty.	Description		Qty.	Description	
1	2	E3 CPS Pivot Set	7	2	Centor Magnets	
2	2	E3 WPS Middle Wall Pivot (used with doors over 90" Height)				
3	2	E3 HHSS Offset Hinge Set with Handle				
4	3	CICS Intermediate Carner Set				
5	1	E3 HSS Flat Hinge Set with Handle				
6	1	Hardware				

Project:	File name: 3750 Folding Door Parts - Doors 6'-8' Height	Date: 20200716
Notes:	Layout: 8.5.3P	Drawn By: J Johnson

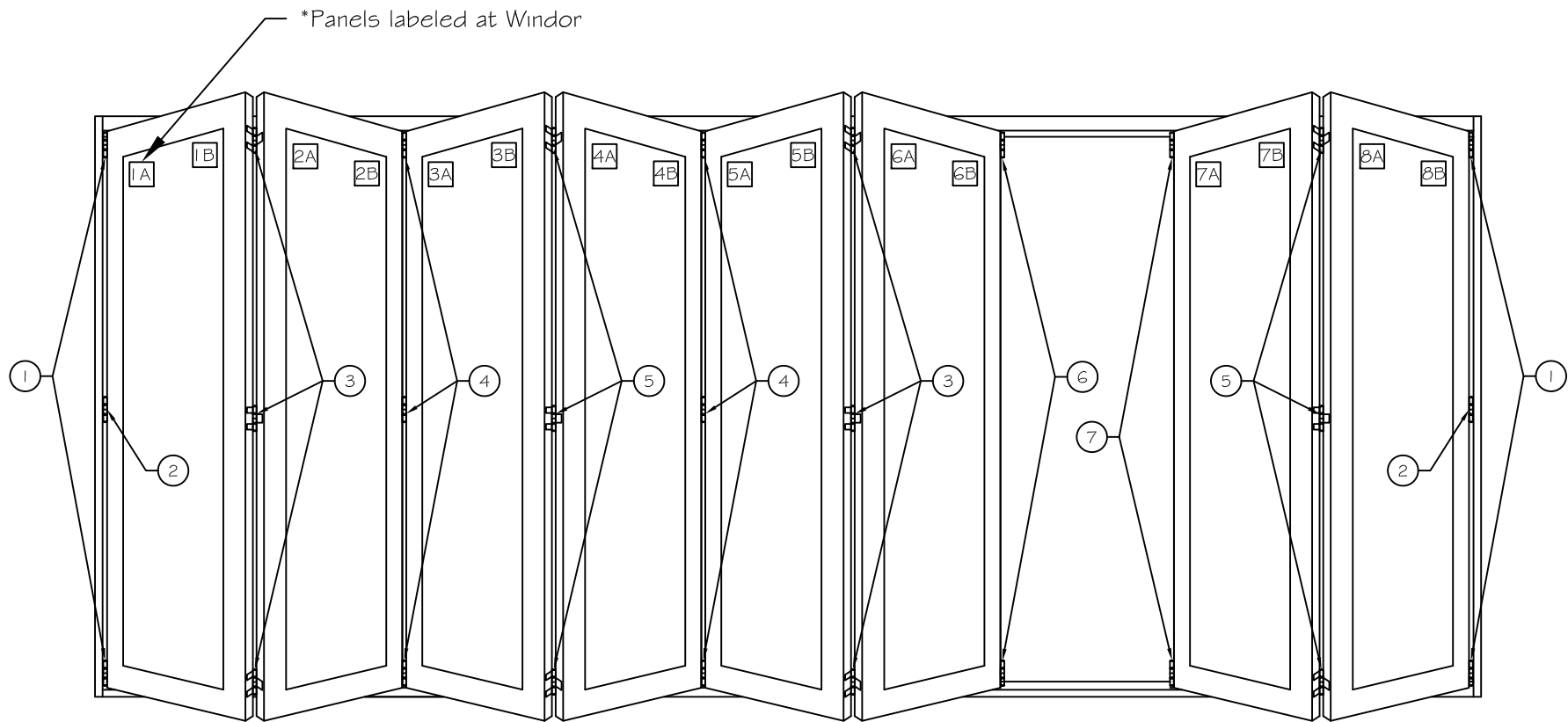


\*Door as viewed from the exterior

Folding Door Parts					
Qty.	Description		Qty.	Description	
1	2	E3 CPS Pivot Set	7	2	Centor Magnets
2	2	E3 WPS Middle Wall Pivot (used with doors over 90" Height)			
3	2	E3 HHSS Offset Hinge Set with Handle			
4	3	CICS Intermediate Carner Set			
5	1	E3 HSS Flat Hinge Set with Handle			
6	1	Hardware Set			

Project:	File name: 3750 Folding Door Parts - Doors 6'-8' Height	Date: 20200716
Notes:	Layout: 8.5P.3	Drawn By: J Johnson





\*Door as viewed from the exterior

#### Folding Door Parts

	Qty.	Description		Qty.	Description	
1	2	E3 CPS Pivot Set		7	1	E3 CLCS Left Carrier Set
2	2	E3 WPS Middle Wall Pivot (used with doors over 90" Height)				
3	2	E3 HHSS Offset Hinge Set with Handle				
4	2	CICS Intermediate Carrier Set				
5	2	E3 HSS Flat Hinge Set with Handle				
6	1	E3 CRC5 Right Carrier Set				

Project:

File name: 3750 Folding Door Parts - Doors 6'-8' Height

Date: 20200716

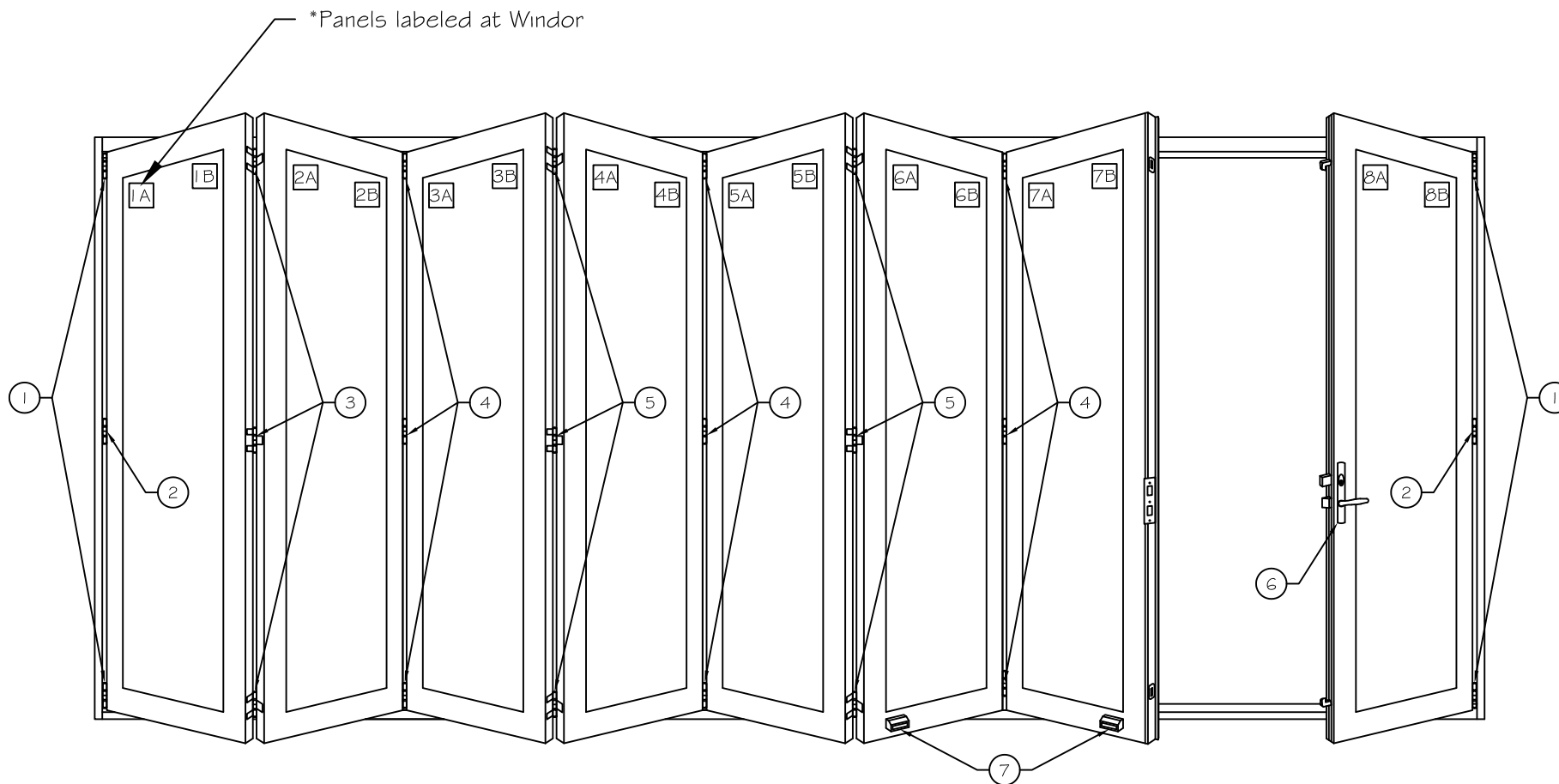
Notes:

Layout: 8.6.2

Drawn By: J Johnson

**CASCADE**  
WINDOWS

10507 E. Montgomery Ave.  
Spokane Valley, WA 99206



\*Door as viewed from the exterior

#### Folding Door Parts

	Qty.	Description		Qty.	Description
1	2	E3 CPS Pivot Set	7	1	Centor Magnets
2	2	E3 WPS Middle Wall Pivot (used with doors over 90" Height)			
3	1	E3 HHSS Offset Hinge Set with Handle			
4	3	CICS Intermediate Carrier Set			
5	2	E3 HSS Flat Hinge Set with Handle			
6	1	Hardware			

Project:

File name: 3750 Folding Door Parts - Doors 6'-8' Height

Date: 20200716

Notes:

Layout: 8.7.1P

Drawn By: J Johnson

**CASCADE**  
WINDOWS

10507 E. Montgomery Ave.  
Spokane Valley, WA 99206



\*Door as viewed from the exterior

#### Folding Door Parts

Qty.	Description
1	2 E3 CPS Pivot Set
2	2 E3 WPS Middle Wall Pivot (used with doors over 90" Height)
3	1 E3 HHSS Offset Hinge Set with Handle
4	3 CICS Intermediate Carner Set
5	2 E3 HSS Flat Hinge Set with Handle
6	1 Hardware Set

Qty.	Description
7	1 Centor Magnets

Project:

File name: 3750 Folding Door Parts - Doors 6'-8' Height

Date: 20200716

Notes:

Layout: 8.7P.1

Drawn By: J Johnson

**CASCADE**  
WINDOWS

10507 E. Montgomery Ave.  
Spokane Valley, WA 99206